

Strategies for Comprehension


visualize – make pictures in your mind about the text using what you remember, or think of senses from your own life



connect ●text to self ●text to text ●text to world



predict use clues from the pictures or from what you have read to figure out:



- 1) what will happen next (fiction) or
- 2) what you will learn (non-fiction)


question

Start with the words: Who?
What? When? Where?
Why? How? What if?



summarize

– tell the important things you have read in order



clarify

when you're not sure:

- how to say a word (phonics)
- what a word means
- what the author is talking about











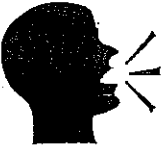

infer

– use what you already know about the world + clues from the text to form an idea



Decoding Strategies

When you come to a word you don't know, you can. . . .

	Look at the picture. Think about the story.
	Point to the word.
	Get your mouth ready and say the beginning sound.
	Go back.
Word 	Point and slide under the word.
Look   ing looking	Check for chunks you know.
	Go on and read to the end of that sentence.
 	Try a word and check it. Does it make sense? Does it sound right? Does it look right?
	Reread!